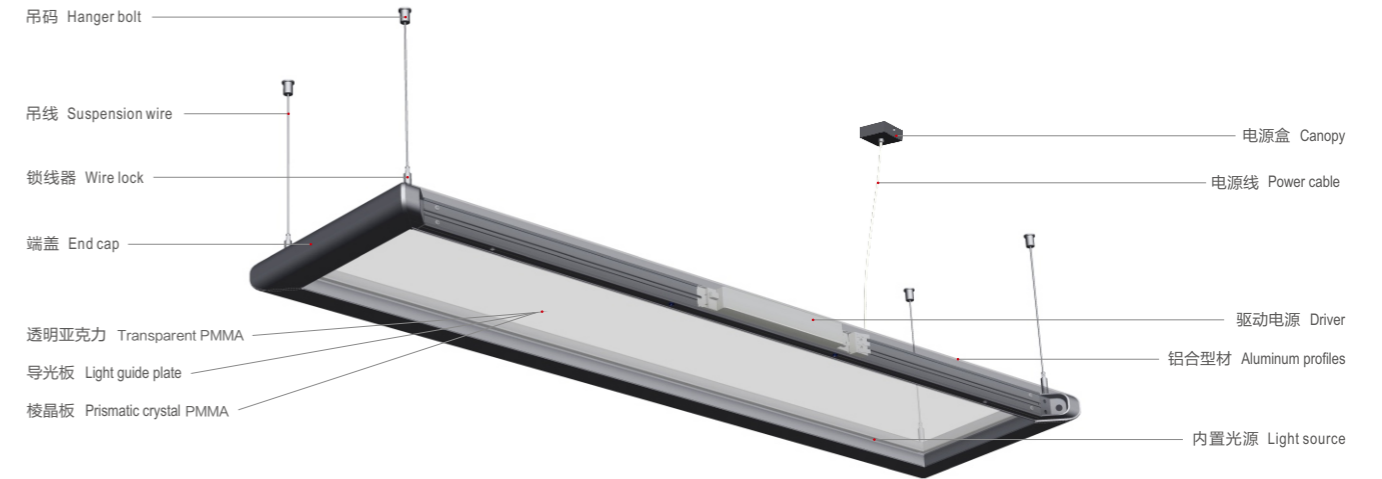


STARRY SUSPENDED/CEILING SURFACE MOUNTED LUMINAIRE 741

产品细节 Details



规格参数 Technical Data

名称: 741 吊灯/吸顶灯
 类型: 吊灯/吸顶灯
 灯体材料: 优质铝合金
 表面处理: 静电烤漆
 控光面罩: PMMA
 光源: SMD
 整灯光效: 85 lm/W
 显色指数: ≥83
 色温: 3000K/4000K/6500K
 输入电压: 220-240V
 驱动电源: 高转换率驱动电源
 灯具寿命: 3万小时
 电气等级: I

Product name: 741 Suspended/Ceiling surface mounted luminaire
Type: Suspended/Ceiling surface mounted luminaires
Housing material: High-quality Aluminum alloy
Surface finish: Electrostatic thermo-painting
Diffuser material: PMMA
Light source: SMD
Luminaire efficiency: 85 lm/W
CRI: ≥83
Color temperature: 3000K / 4000K / 6500K
Input voltage: 220-240V
Driver: High efficiency driver
Lifespan: 30000h
Electrical grade: I

Starry 星空

741 吊灯/吸顶灯

Suspended/Ceiling surface mounted luminaires technical data sheet

741 星空吊灯/吸顶灯, 采用优质铝合金型材灯体, 灯体轻, 散热优异。先进的侧发光导光技术结合上下出光的直接+间接照明模式, 再加上高透光率光学级纯PMMA导光板, 使其出光均匀无阴影、防眩光效果更好, 先进的热管理技术, 散热效果优异, 确保了灯具最大光输出的持续性及色温的一致性。

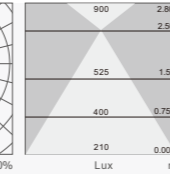
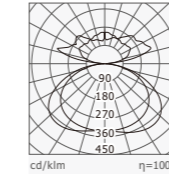

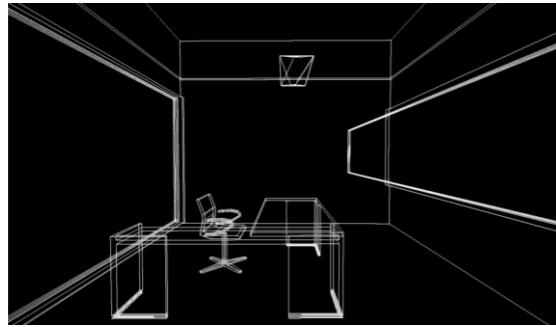
应用场所: 办公室、学校、医院、酒店、商场、公共建筑等。

741 series suspended/Ceiling surface mounted luminaire fitting with aluminum ally structure integrated with advanced side light transmittance technology, direct and indirect light illuminating, high transmitting optical light guide PMMA plate create shadow free and uniform light output without any glare. Advance thermal management technology to ensure consistency of LED life span, color temperature and maximize output lumens.

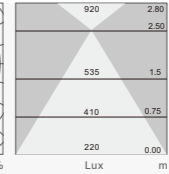
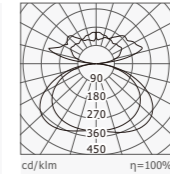
Applications: Offices, schools, hospitals, hotels, shopping malls, public buildings etc.

Indoor 室内适用	General lighting 基础照明	High efficiency 高光效	Long life 长寿命	Anti glare 防眩光	Accurate light distribution 准配光
No flickering 无频闪	IP 20 Protection level 防护等级	Protective grounding 保护接地	Fire protection 防火	Low lumen depreciation 低光衰	color-temp changing 调色温驱动电源
Microwave sensor 微波感应控制	Emergency kits 应急照明组件	DALI	light control 光控	Wifi or Ble, Zigbee	1-10V 1-10V dimming 1-10V调光
China Compulsory Certification 3C认证	CE certification CE认证	CB certification CB认证			

标准灯具 Standard single fitting



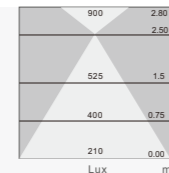
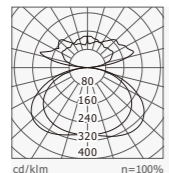
上下出光吊灯(分开控制)
(Up&down light,separate control)
CCT: 3000K
Colors: Silver /
White / Black



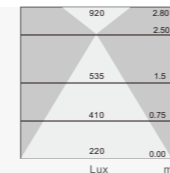
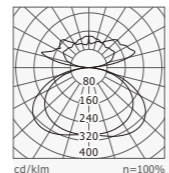
上下出光吊灯(分开控制)
(Up&down light,separate control)
CCT: 4000K
Colors: Silver /
White / Black

Item No	Power Flux	L*W*H
741U-SS1237T36W	36W / 3060 lm	1237*320*40
741U-SS1799T54W	54W / 4590 lm	1799*320*40
741U-SS2361T72W	72W / 6120 lm	2361*320*40

Item No	Power Flux	L*W*H
741U-SS1237T36W	36W / 3080 lm	1237*320*40
741U-SS1799T54W	54W / 4610 lm	1799*320*40
741U-SS2361T72W	72W / 6140 lm	2361*320*40



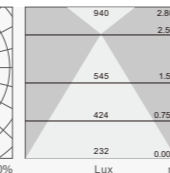
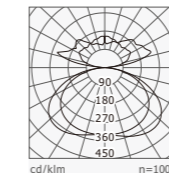
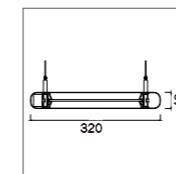
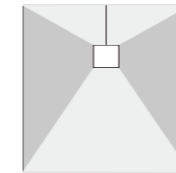
上下出光吊灯
(Up&down light)
CCT: 3000K
Colors: Silver /
White / Black



上下出光吊灯
(Up&down light)
CCT: 4000K
Colors: Silver /
White / Black

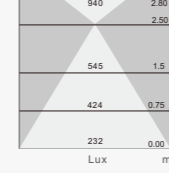
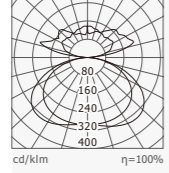
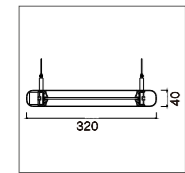
Item No	Power Flux	L*W*H
741-SS1237T36W	36W / 3060 lm	1237*320*40
741-SS1799T54W	54W / 4590 lm	1799*320*40
741-SS2361T72W	72W / 6120 lm	2361*320*40

Item No	Power Flux	L*W*H
741-SS1237T36W	36W / 3080 lm	1237*320*40
741-SS1799T54W	54W / 4610 lm	1799*320*40
741-SS2361T72W	72W / 6140 lm	2361*320*40



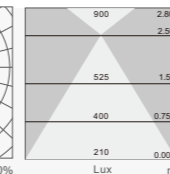
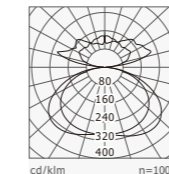
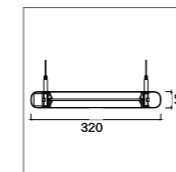
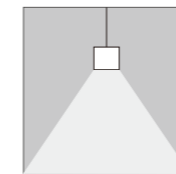
上下出光吊灯(分开控制)
(Up&down light,separate control)
CCT: 6500K
Colors: Silver /
White / Black

Item No	Power Flux	L*W*H
741U-SS1237T36W	36W / 3100 lm	1237*320*40
741U-SS1799T54W	54W / 4630 lm	1799*320*40
741U-SS2361T72W	72W / 6160 lm	2361*320*40



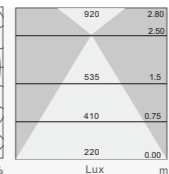
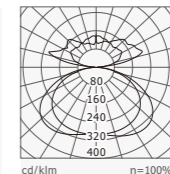
上下出光吊灯
(Up&down light)
CCT: 6500K
Colors: Silver /
White / Black

Item No	Power Flux	L*W*H
741-SS1237T36W	36W / 3100 lm	1237*320*40
741-SS1799T54W	54W / 4630 lm	1799*320*40
741-SS2361T72W	72W / 6160 lm	2361*320*40



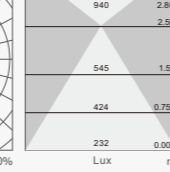
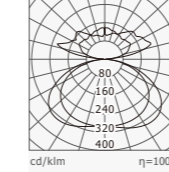
下出光吊灯
(Down light only)
CCT: 3000K
Colors: Silver /
White / Black

Item No	Power Flux	L*W*H
741D-SS1237T36W	36W / 3060 lm	1237*320*40
741D-SS1799T54W	54W / 4590 lm	1799*320*40
741D-SS2361T72W	72W / 6120 lm	2361*320*40



下出光吊灯
(Down light only)
CCT: 4000K
Colors: Silver /
White / Black


Item No	Power Flux	L*W*H
741D-SS1237T36W	36W / 3080 lm	1237*320*40
741D-SS1799T54W	54W / 4610 lm	1799*320*40
741D-SS2361T72W	72W / 6140 lm	2361*320*40



下出光吊灯
(Down light only)
CCT: 6500K
Colors: Silver /
White / Black

Item No	Power Flux	L*W*H
741D-SS1237T36W	36W / 3100 lm	1237*320*40
741D-SS1799T54W	54W / 4630 lm	1799*320*40
741D-SS2361T72W	72W / 6160 lm	2361*320*40

关联产品 Related products



P123

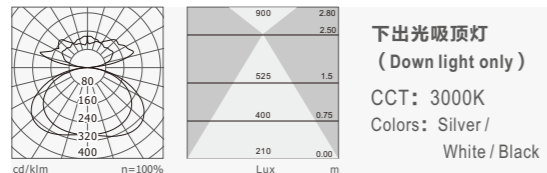
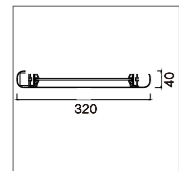
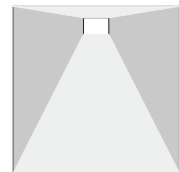



P129



P133

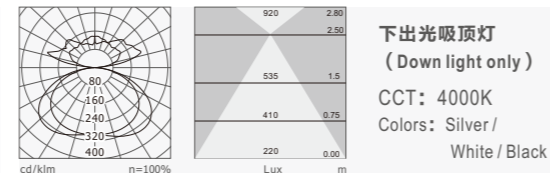
标准灯具 Standard single fitting



下出光吸顶灯
(Down light only)

CCT: 3000K
Colors: Silver /
White / Black

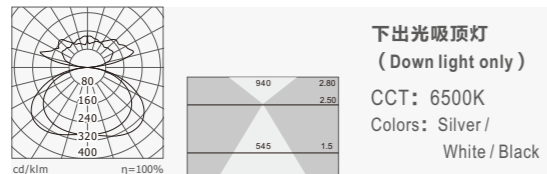
Item No	Power Flux	L*W*H
741-CS1237T36W	36W / 3060 lm	1237*320*40



下出光吸顶灯
(Down light only)

CCT: 4000K
Colors: Silver /
White / Black

Item No	Power Flux	L*W*H
741-CS1237T36W	36W / 3060 lm	1237*320*40



下出光吸顶灯
(Down light only)

CCT: 6500K
Colors: Silver /
White / Black

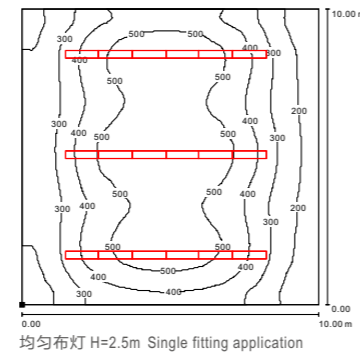
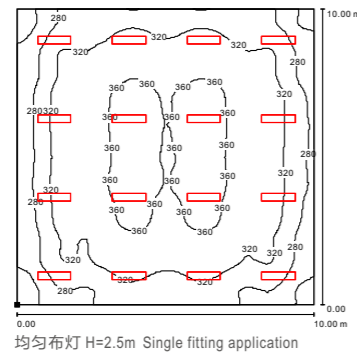
Item No	Power Flux	L*W*H
741-CS1237T36W	36W / 3060 lm	1237*320*40




应用参考 Application reference

Open space: 10m x 10m x 3m; reflectance (%): ceiling80/wall50/floor20/ floor ceiling walls; illuminance is the average lux level on 0.75m working surface; "H" is the fittings installation height

开放式空间: 10m x 10m x 3m; 反射率(%): 天花板 80/墙壁50/地板20; 照度为 0.75m工作平面平均照度; H为灯具安装离地高度。



Item No	Power Flux	Number	W/m ²	H=2.8m Illuminance(Lux)
741-SS1237T36W	36W / 3060 lm	16	5.76	306
741-SS7200T216W	216W / 18360 lm	3	6.48	368



→
Starry
星空多系列
741吊灯
办公场所实景图